

**PRIVATE AND CONFIDENTIAL**

Mrs Sample Client  
28 The Commons  
Bristol  
Avon  
BS1 7ER

# Investment Report Pack

Mrs Sample Client

09/04/2014

Dear Mrs Client

Please find enclosed your Investment Report Pack for the period 01/10/2012 to 31/03/2013.

In order to calculate your performance, your portfolio must have been open for at least 12 months. If your portfolio has not been open for twelve months you will not receive performance data for that portfolio at this time.

If you have any queries regarding these schedules then please do not hesitate to contact your Financial Adviser.

Yours sincerely



Neil Goodman  
Senior Technician

## Your Adviser Details

Parmenion LLP  
sdgs

## Your Reference(s)

Client Ref: 0000013495

No. of Portfolios: 1

# Inside your Investment Report Pack

## Summary of your Investments \_\_\_\_\_ page 3

This section shows the aggregate details of all of your investment portfolios with Parmenion.

## Portfolio Factsheets \_\_\_\_\_ page 4

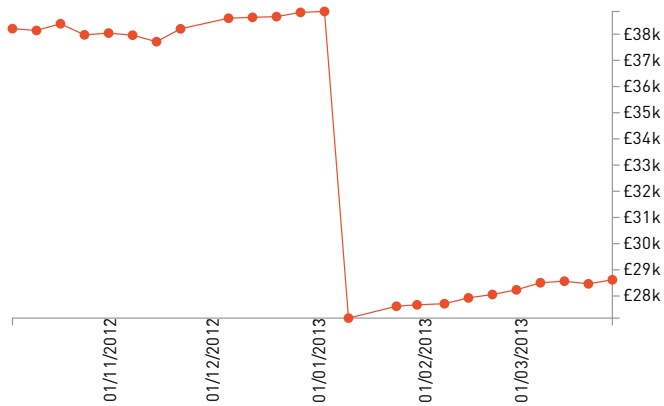
Shows a summary of the important information for each of your portfolio(s) including income, regular investments, holdings and the charging structure agreed with your adviser.

## Transactional Appendices \_\_\_\_\_ page 9

Transactional information for all aspects of your investments, cash transactions, dividends and interest and corporate actions.

## Valuation History

The graph below represents how the total value of your investments have altered during the reporting period.



Your Investment Value  
**£28,618.91**

Lifetime Investment Gain  
**£11,379.67**

Net Cash Movement  
**£17,239.24**

## Your Investment Details

### Your chosen investment(s)

Reference	Portfolio Type	Investment Solution	Start Date	Market Value (£)
PCP2412	2011/12 Individual Savings Account (ISA)	Parmenion Strategic Investment Profile	15/12/2009	28618.91

## Portfolio Summary Data

### Portfolio Key Information - 12 Months

Reference	Money In (£)	Money Out (£)	Charges (£)	Gain/loss (£)	Performance (%)*	Benchmark (%)
PCP2412	0.00	32000.00	0.00	3799.31	11.08 %	11.12 %

\* Performance figures are gross excluding fees and are time weighted to exclude the effects of client movements.

# Portfolio Factsheets

Summary details of the important information for each of your portfolios including income, regular investments, holdings and the charging structure agreed with your adviser.

# Your Portfolio

PCP2412

Legal Name: Mrs Sample Client

Supplier: Parmenion

Portfolio Type: 2011/12 Individual Savings Account (ISA)

## Investment Details

Investment Solution: Parmenion Strategic Investment Profile

Risk Mandate: 5

Rebalance Frequency: Quarterly

Solution Description: The Parmenion Strategic Investment Profile enables clients to divide their investment amongst various different asset classes as shown below. The amount to invest into each asset class is dependent upon the clients' risk profile and, once agreed, is kept constant by the investment manager by periodic rebalancing. The investment managers do not therefore have the authority to change the percentage weighting of the portfolio in each asset class.

Investment Mandate: To use a strategic approach to asset allocation, invest in active collective funds and periodically rebalance.

Your Investment Value  
**£28,618.91**

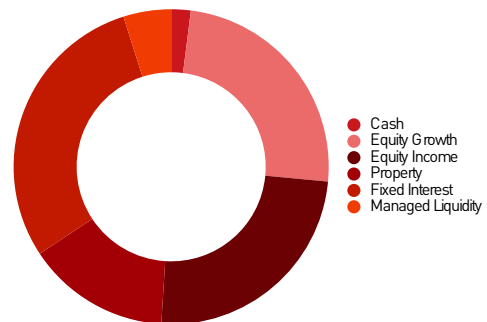
Lifetime Investment Gain  
**£11,379.67**

Net Cash Movement  
**£17,239.24**

## Asset Allocation

as of 09/04/2014

Cash	2.00%	
Equity Growth	24.50%	PFR Active
Equity Income	24.50%	PFR Active
Property	14.70%	PFR Active
Fixed Interest	29.40%	PFR Active
Managed Liquidity	4.90%	PFR Active



## Income and Regular Savings

as of 09/04/2014

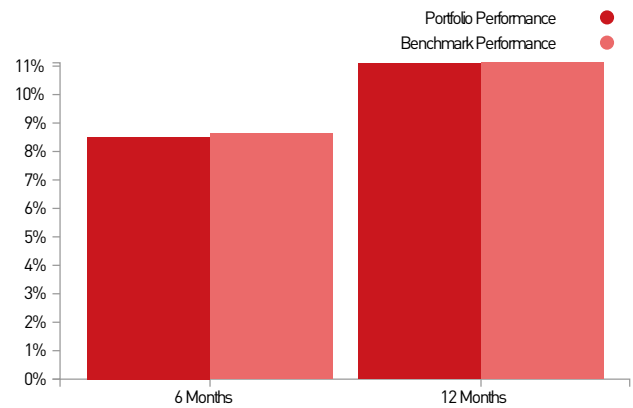
Treatment of Income: Reinvest All

Interest on Uninvested Cash: 0.10% (effective 01/10/2012)

## About Your Performance

Description	6 Months	12 Months
Portfolio Value at Start Date	£38,083.30	£56,819.60
Total Injections (New Money In)	£0.00	£0.00
Total Withdrawals (Money Taken Out)	£12,000.00	£32,000.00
Total Charges	£0.00	£0.00
Portfolio Value at 31/03/2013	£28,618.91	£28,618.91
Gain/loss	£2,535.61	£3,799.31
Net Performance (inc charges)	8.51 %	11.08 %
Gross Performance (excl charges)	8.51 %	11.08 %

Performance figures are time weighted to exclude the effects of client movements.



## About Your Benchmark

Indicies	6 Months (%)	12 Months (%)
Composite Benchmark	8.63	11.12

## Your Portfolio Holdings

as at 31/03/2013 (prices as of 29/03/2013)

Fund	Quantity	Price (£)	Value (£)	Est Gross Income (£)	Income Yield (£)	% Portfolio
<b>Equity Growth</b>						
AXA - Framlington American Growth Z Inc in GB	587.597	1.2870	756.24	0.00	0.00	2.64
Baillie Gifford - American B Inc TR in GB	299.356	2.5460	762.16	2.74	0.36	2.66
Ecclesiastical - Amity International B TR in GB	357.093	2.1140	754.89	14.04	1.86	2.64
First State - Asia Pacific Leaders B GBP Acc in GB	164.21	4.5542	747.85	9.95	1.33	2.61
First State - Global Emerging Markets Leaders B GBP Acc in GB	163.645	4.5532	745.11	7.67	1.03	2.60
JOHCM - UK Opportunities A Inc TR in GB	275.444	1.6340	450.08	14.00	3.11	1.57
Jupiter - UK Special Situations I Inc TR in GB	313.95	1.3888	436.01	11.73	2.69	1.52
Lindsell Train - CF Lindsell Train UK Equity Inc TR in GB	253.814	1.7635	447.60	0.00	0.00	1.56
Liontrust - Special Situations Inst TR in GB	174.399	2.5367	442.41	6.03	1.36	1.55
M&G - Global Growth I Inc GBP TR in GB	60.641	12.5207	759.27	8.01	1.06	2.65

Fund	Quantity	Price (£)	Value (£)	Est Gross Income (£)	Income Yield (£)	% Portfolio
Rathbone - Global Opportunities Inst Acc in GB	714.85	1.0385	742.41	2.15	0.29	2.59
			<b>7044.02</b>	<b>76.32</b>	<b>1.08%</b>	<b>24.61%</b>
<b>Equity Income</b>						
Artemis - Income I Inc TR in GB	331.412	2.0203	669.57	26.41	3.94	2.34
Franklin - UK Equity Income W Inc TR in GB	531.907	1.2618	671.16	0.00	0.00	2.35
Invesco Perp - Income Inc TR in GB	45.49	15.0325	683.83	22.91	3.35	2.39
Liontrust - Macro Equity Income R Inc TR in GB	373.948	1.7663	660.49	20.95	3.17	2.31
PFS - Chelverton UK Equity Income Inst Inc TR in GB	761.6	0.8658	659.39	39.70	6.02	2.30
Rathbone - Income Inst Inc TR in GB	87.61	7.6724	672.18	16.71	2.49	2.35
Sarasin - International Equity Income I Inc GBP TR in GB	740.81	1.1880	880.08	40.75	4.63	3.08
Threadneedle - UK Equity Income Inst Inc GBP TR in GB	801.71	0.8322	667.18	25.35	3.80	2.33
Troy Asset Management Ltd - Trojan Income O Inc TR in GB	451.962	1.4828	670.17	28.35	4.23	2.34
Veritas - Global Equity Income A GBP TR in GB	5.37	161.4800	867.15	0.00	0.00	3.03
			<b>7101.20</b>	<b>221.13</b>	<b>3.11%</b>	<b>24.81%</b>
<b>Property</b>						
Ignis - UK Property I Inc TR in GB	1634.96	1.0053	1643.63	54.38	3.31	5.74
L&G - UK Property Trust Inst Inc TR in GB	3716.0181	0.4368	1623.16	52.22	3.22	5.67
Threadneedle - UK Property Inc TR in GB	1129.62	0.7279	822.25	36.81	4.48	2.87
			<b>4089.03</b>	<b>143.40</b>	<b>3.51%</b>	<b>14.29%</b>
<b>Fixed Interest</b>						
Allianz - Gilt Yield C TR in GB	495.99	1.7057	846.01	17.77	2.10	2.96
Fidelity - Moneybuilder Income Y Dis GBP TR in GB	1450.79	1.1620	1685.82	71.31	4.23	5.89
Invesco Perp - Corporate Bond Inc TR in GB	1406.1801	0.8839	1242.92	53.45	4.30	4.34
M&G - Gilt & Fixed Interest Income I Inc GBP TR in GB	42.746	9.8535	421.20	4.44	1.05	1.47
M&G - Index Linked Bond I Inc GBP TR in GB	118.109	10.9087	1288.42	2.00	0.16	4.50
M&G - Optimal Income Inst Inc GBP TR in GB	902.781	1.3827	1248.28	42.88	3.44	4.36
Old Mutual - Global Strategic Bond P Inc TR in GB	1401.271	1.1700	1639.49	38.62	2.36	5.73
			<b>8372.13</b>	<b>230.46</b>	<b>2.75%</b>	<b>29.25%</b>
<b>Managed Liquidity</b>						
Dimensional Sterling Ultra Short Fixed Income	68.183	10.0400	684.56	0.00	0.00	2.39
M&G - Short Dated Corporate Bond A Inc GBP TR in GB	1357.151	0.2514	341.19	4.44	1.30	1.19
SWIP - Defensive Gilt C Inc GBP TR in GB	340.4899	1.0090	343.55	0.69	0.20	1.20
			<b>1369.30</b>	<b>5.13</b>	<b>0.37%</b>	<b>4.78%</b>

Fund	Quantity	Price (£)	Value (£)	Est Gross Income (£)	Income Yield (£)	% Portfolio
<b>Non Modelled Funds</b>						
Royal London - UK Equity M Acc in GB	386.4873	1.1280	435.96	8.37	1.92	1.52
			<b>435.96</b>	<b>8.37</b>	<b>1.92%</b>	<b>1.52%</b>
<b>Cash Accounts</b>						
Trading Account	181.42	1.0000	181.42	0.00	0.00	0.63
Revenue Account	25.86	1.0000	25.86	0.00	0.00	0.09
			<b>207.28</b>	<b>0.00</b>	<b>0.00%</b>	<b>0.72%</b>
<b>Grand Total</b>						
			<b>28618.91</b>	<b>684.81</b>	<b>2.39%</b>	<b>100.00%</b>

It is important to note that this is a statement of your holdings & valuation as at the date specified. It does not represent an encashment value.

## Your Portfolio Charges

as of 09/04/2014

	Charge Type	Charge
Adviser Charges	Additional Funds Initial Charge	0.00 %
	Additional Regular Savers Initial Charge	0.00 %
	Annual Charge	0.00 %
Custody Charges	Initial Charge	0.00 %
	Annual Charge	0.00 %
	Purchase Switch Dealing Commission	0.00 %
DFM Charges	Annual Charge (based on current model)	0.36 %
Fund Charges	Fund OCF (based on current model)	0.79 %

## Your Portfolio Charges

for 01/10/2012 to 31/03/2013

Summary of Charges				
Charge Type	Adviser Charges (£)	Custody & Admin Charges (£)	DFM Charges (£)	Total Charges (£)
Initial Charges	0.00	0.00	n/a	0.00
Annual Charges	0.00	0.00	0.00	0.00
Dealing Charges	n/a	0.00	n/a	0.00
<b>Total Charges</b>	<b>0.00</b>	<b>0.00</b>	<b>0.00</b>	<b>0.00</b>



# Appendices

## Cash Statements

Details of Cash Transactions, Charges and Interest on uninvested cash

## Dividends and Income

Summary of Dividends and Income received and Income distributions made

## Purchases and Sales

Units bought and sold in relation to the management of your investments

## Corporate Actions

Details of any Corporate Actions including fund share class conversion

Trading Account Transactions				
Trade Date	Portfolio	Description	Debit (£)	Credit (£)
05/10/2012	PCP2412	Daily Reinvestment of Income		121.70
09/11/2012	PCP2412	Daily Reinvestment of Income		77.87
15/11/2012	PCP2412	Bought 13.781 Franklin Templeton UK Equity Income A Inc	23.87	
15/11/2012	PCP2412	Bought 2.293 JOHCM UK Opps Inst Inc	3.39	
16/11/2012	PCP2412	Bought 7.567 L&G UK Property Trust Inst Inc	3.44	
16/11/2012	PCP2412	Sold 10.481 First State Asia Pacific Leaders B		42.61
16/11/2012	PCP2412	Sold 5.264 First State Glb Emerging Mkts Leaders Cls B Acc		21.39
16/11/2012	PCP2412	Bought 19.792 AXA Framlington American Growth Inc	51.02	
16/11/2012	PCP2412	Bought 3.94 Allianz PIMCO Gilt Yield C Inc	6.68	
16/11/2012	PCP2412	Bought 8.258 Artemis Income Inc	13.67	
16/11/2012	PCP2412	Sold 16.452 Ecclesiastical Amity International B Inc		29.09
16/11/2012	PCP2412	Bought 135.74 Ignis UK Property	112.37	
16/11/2012	PCP2412	Bought .36 Veritas Global Equity Inc A	51.84	
16/11/2012	PCP2412	Bought 1.82 Invesco Perp Income Inc	23.31	
16/11/2012	PCP2412	Sold 69.99 Invesco Perp Corporate Bond Inc		59.76
16/11/2012	PCP2412	Bought 1.09 M&G Index Linked Bond A Inc	1.02	
16/11/2012	PCP2412	Sold .02 M&G Global Growth I Inc		0.21
16/11/2012	PCP2412	Sold 20.528 M&G High Interest A Inc		5.13
16/11/2012	PCP2412	Bought .346 M&G Gilt & Fixed Interest Income I Inc	3.43	
16/11/2012	PCP2412	Bought 12.2036 Neptune Income A Inc	17.50	
16/11/2012	PCP2412	Bought 14.466 Old Mutual Global Strategic Bond B Inc	15.78	
16/11/2012	PCP2412	Bought 21.41 Sarasin International Equity Income A Inc	21.27	
16/11/2012	PCP2412	Sold 14.559 M&G Optimal Income A Inc		19.30
16/11/2012	PCP2412	Bought .2974 Royal London UK Equity Fund A	2.08	
16/11/2012	PCP2412	Sold 1.8937 SWIP Defensive Gilt A Inc		2.21
16/11/2012	PCP2412	Bought 2.987 Liontrust Macro Equity Income	4.48	
16/11/2012	PCP2412	Sold 5.93 Rathbone Global Opps Acc		5.24
16/11/2012	PCP2412	Sold 7.512 Liontrust Special Sits Institutional		16.70
16/11/2012	PCP2412	Sold 13.12 Fidelity Money Builder Income Y Dis		15.07
16/11/2012	PCP2412	Sold 17.967 CF Lindsell Train UK Equity Inc		26.17
16/11/2012	PCP2412	Bought 6.701 CF Trojan Income O Inc	8.99	
16/11/2012	PCP2412	Bought 14.941 Baillie Gifford American B Inc	31.93	
16/11/2012	PCP2412	Bought 4.18 Threadneedle UK Property Trust Inc	2.97	
16/11/2012	PCP2412	Bought 6.94 Threadneedle UK Equity Income Inst Inc	5.05	
16/11/2012	PCP2412	Sold .384 Dimensional £ Ultra Short Fixed Income GBP Dist		3.86
16/11/2012	PCP2412	Sold 49.109 Chelverton UK Equity Income Inst Inc		36.13
05/12/2012	PCP2412	Daily Reinvestment of Income		91.29
06/12/2012	PCP2412	Sold 600.0851 Neptune Income A Inc		896.53
06/12/2012	PCP2412	Bought 128.58 Rathbone Income Inst Inc	895.38	
02/01/2013	PCP2412	Sold 1631.009 L&G UK Property Trust Inst Inc		699.54

Trading Account Transactions			
02/01/2013	PCP2412	Sold 76.794 First State Glb Emerging Mkts Leaders Cls B Acc	328.50
02/01/2013	PCP2412	Sold 21.19 Invesco Perp Income Inc	281.46
02/01/2013	PCP2412	Sold 211.11 Allianz PIMCO Gilt Yield C Inc	353.08
02/01/2013	PCP2412	Sold 621.04 Invesco Perp Corporate Bond Inc	539.81
02/01/2013	PCP2412	Sold 18.084 M&G Gilt & Fixed Interest Income I Inc	176.25
02/01/2013	PCP2412	Sold 856.49 Ignis UK Property	738.81
02/01/2013	PCP2412	Sold 125.8311 SWIP Defensive Gilt A Inc	146.09
02/01/2013	PCP2412	Sold 163.591 Artemis Income Inc	284.60
02/01/2013	PCP2412	Sold 181.011 Liontrust Macro Equity Income	283.88
02/01/2013	PCP2412	Sold 372.44 Sarasin International Equity Income A Inc	378.41
02/01/2013	PCP2412	Sold 646.527 Old Mutual Global Strategic Bond B Inc	719.52
02/01/2013	PCP2412	Sold 76.411 First State Asia Pacific Leaders B	323.60
02/01/2013	PCP2412	Sold 80.634 Liontrust Special Sits Institutional	186.74
02/01/2013	PCP2412	Sold 121.389 AXA Framlington American Growth Inc	315.61
02/01/2013	PCP2412	Sold 176.771 Ecclesiastical Amity International B Inc	327.91
02/01/2013	PCP2412	Sold 25.3812 Royal London UK Equity Fund A	190.08
02/01/2013	PCP2412	Sold 399.309 M&G Optimal Income A Inc	537.27
02/01/2013	PCP2412	Sold 53.848 M&G Index Linked Bond I Inc	540.45
02/01/2013	PCP2412	Sold 30.203 M&G Global Growth I Inc	333.27
02/01/2013	PCP2412	Sold 350.08 Rathbone Global Opps Acc	324.74
02/01/2013	PCP2412	Sold 40.51 Rathbone Income Inst Inc	283.43
02/01/2013	PCP2412	Sold 586.133 M&G Short Dated Corporate Bond A Inc	145.83
02/01/2013	PCP2412	Sold 2.53 Veritas Global Equity Inc A	378.37
02/01/2013	PCP2412	Sold 121.964 CF Lindsell Train UK Equity Inc	187.08
02/01/2013	PCP2412	Sold 623.12 Fidelity Money Builder Income Y Dis	712.23
02/01/2013	PCP2412	Sold 203.863 CF Trojan Income O Inc	280.55
02/01/2013	PCP2412	Sold 370.25 Threadneedle UK Equity Income Inst Inc	284.35
02/01/2013	PCP2412	Sold 487.19 Threadneedle UK Property Trust Inc	344.98
02/01/2013	PCP2412	Sold 29.239 Dimensional £ Ultra Short Fixed Income GBP Dist	292.97
02/01/2013	PCP2412	Sold 156.012 Franklin Templeton UK Equity Income A Inc	284.94
02/01/2013	PCP2412	Sold 126.199 JOHCM UK Opps Inst Inc	186.90
02/01/2013	PCP2412	Sold 142.033 Baillie Gifford American B Inc	318.01
02/01/2013	PCP2412	Sold 374.482 Chelverton UK Equity Income Inst Inc	290.56
05/01/2013	PCP2412	Daily Reinvestment of Income	75.86
09/01/2013	PCP2412	BACS Withdrawal	12000.00
30/01/2013	PCP2412	Fund Charge Rebate	82.95
05/02/2013	PCP2412	Daily Reinvestment of Income	53.32
20/02/2013	PCP2412	Bought 3.469 Artemis Income I Inc	6.74
20/02/2013	PCP2412	Bought 48.05 Allianz PIMCO Gilt Yield C Inc	79.85
20/02/2013	PCP2412	Bought 25.0899 SWIP Defensive Gilt C Inc	25.14
20/02/2013	PCP2412	Bought 4.222 M&G Gilt & Fixed Interest Income I Inc	40.74

Trading Account Transactions				
20/02/2013	PCP2412	Bought 3.956 M&G Index Linked Bond I Inc	41.40	
20/02/2013	PCP2412	Bought 41.571 M&G Optimal Income Inst Inc	56.81	
20/02/2013	PCP2412	Bought 39.511 Old Mutual Global Strategic Bond B Inc	45.73	
20/02/2013	PCP2412	Bought 89.291 M&G Short Dated Corporate Bond A Inc	22.43	
20/02/2013	PCP2412	Bought 64.76 Invesco Perp Corporate Bond Inc	56.84	
20/02/2013	PCP2412	Bought 66.08 Ignis UK Property I Inc	64.81	
20/02/2013	PCP2412	Bought 112.34 Fidelity Money Builder Income Y Dis	127.51	
20/02/2013	PCP2412	Bought 9.011 CF Trojan Income O Inc	12.93	
20/02/2013	PCP2412	Bought 116.84 Threadneedle UK Property Trust Inc	83.24	
20/02/2013	PCP2412	Bought 4.934 Dimensional £ Ultra Short Fixed Income GBP Dist	49.49	
20/02/2013	PCP2412	Sold 14.675 Franklin Templeton UK Equity Income W Inc		17.71
20/02/2013	PCP2412	Bought 312.808 L&G UK Property Trust Inst Inc	141.17	
20/02/2013	PCP2412	Bought 10.543 AXA Framlington American Growth Z Inc	13.19	
21/02/2013	PCP2412	Bought 11.666 JOHCM UK Opps Inst Inc	18.21	
21/02/2013	PCP2412	Sold .09 Veritas Global Equity Inc A		15.63
21/02/2013	PCP2412	Sold 19.203 Baillie Gifford American B Inc		47.24
21/02/2013	PCP2412	Sold 15.519 CF Lindsell Train UK Equity Inc		26.42
21/02/2013	PCP2412	Sold 37.865 Chelverton UK Equity Income Inst Inc		31.75
21/02/2013	PCP2412	Sold 21.993 Ecclesiastical Amity International B Inc		45.02
21/02/2013	PCP2412	Sold 1.916 First State Asia Pacific Leaders B		8.61
21/02/2013	PCP2412	Sold 2.719 First State Glb Emerging Mkts Leaders Cls B Acc		12.28
21/02/2013	PCP2412	Sold .66 Invesco Perp Income Inc		9.47
21/02/2013	PCP2412	Sold 7.432 Liontrust Macro Equity Income		12.43
21/02/2013	PCP2412	Sold 1.322 Liontrust Special Sits Institutional		3.23
21/02/2013	PCP2412	Sold 5.355 M&G Global Growth I Inc		64.89
21/02/2013	PCP2412	Sold 9.5 Rathbone Global Opps Inst Acc		9.69
21/02/2013	PCP2412	Sold .46 Rathbone Income Inst Inc		3.41
21/02/2013	PCP2412	Sold 15.1228 Royal London UK Equity M Acc		16.62
21/02/2013	PCP2412	Sold 10.43 Sarasin International Equity Income I Inc		12.08
25/02/2013	PCP2412	Sold 12.64 Threadneedle UK Equity Income Inst Inc		10.17
05/03/2013	PCP2412	Daily Reinvestment of Income		85.94
27/03/2013	PCP2412	Bought 313.95 Jupiter UK Special Situations I Inc	433.25	*

Revenue Account Transactions				
Trade Date	Portfolio	Description	Debit (£)	Credit (£)
05/10/2012	PCP2412	Div. for 7.63 - Veritas Global Equity Inc A		34.01
05/10/2012	PCP2412	Daily Reinvestment of Income	121.70	
28/10/2012	PCP2412	Div. for 5026.652 - L&G UK Property Trust Inst Inc		17.77
30/10/2012	PCP2412	Div. for 486.092 - Franklin Templeton UK Equity Income A Inc		19.76
31/10/2012	PCP2412	Div. for 1874.521 - M&G High Interest A Inc		0.97
31/10/2012	PCP2412	Div. for 2499.57 - Ignis UK Property		5.81

Revenue Account Transactions			
31/10/2012	PCP2412	Div. for 459.555 - M&G Global Growth A Inc	5.09
31/10/2012	PCP2412	Div. for 638.004 - M&G Gilt & Fixed Interest Income A Inc	1.03
31/10/2012	PCP2412	Div. for 655.11 - Allianz PIMCO Gilt Yield C Inc	9.69
31/10/2012	PCP2412	Tax Credit 1874.521 - M&G High Interest A Inc	0.24
31/10/2012	PCP2412	Tax Credit 638.004 - M&G Gilt & Fixed Interest Income A Inc	0.25
31/10/2012	PCP2412	Tax Credit 655.11 - Allianz PIMCO Gilt Yield C Inc	2.41
07/11/2012	PCP2412	Div. for 1177.66 - Threadneedle UK Equity Income Inst Inc	9.38
09/11/2012	PCP2412	Daily Reinvestment of Income	77.87
30/11/2012	PCP2412	Div. for 1132.88 - Sarasin International Equity Income A Inc	15.86
30/11/2012	PCP2412	Div. for 1223.056 - Chelverton UK Equity Income Inst Inc	11.01
30/11/2012	PCP2412	Div. for 1275.961 - M&G Optimal Income A Inc	22.71
30/11/2012	PCP2412	Div. for 2499.57 - Ignis UK Property	4.70
30/11/2012	PCP2412	Div. for 65.52 - Invesco Perp Income Inc	17.25
30/11/2012	PCP2412	Tax Credit 1275.961 - M&G Optimal Income A Inc	5.63
05/12/2012	PCP2412	Daily Reinvestment of Income	91.29
07/12/2012	PCP2412	Div. for 92.488 - Dimensional £ Ultra Short Fixed Income GBP Dist	4.00
31/12/2012	PCP2412	Div. for 1993.821 - Old Mutual Global Strategic Bond B Inc	11.90
31/12/2012	PCP2412	Div. for 2032.45 - Invesco Perp Corporate Bond Inc	34.39
31/12/2012	PCP2412	Div. for 2635.31 - Ignis UK Property	7.25
31/12/2012	PCP2412	Div. for 499.66 - Artemis Income Inc	18.14
31/12/2012	PCP2412	Tax Credit 1993.821 - Old Mutual Global Strategic Bond B Inc	2.95
31/12/2012	PCP2412	Tax Credit 2032.45 - Invesco Perp Corporate Bond Inc	8.55
01/01/2013	PCP2412	Interest calculated between 01/10/2012 and 31/12/2012, flat rate 20% charge has been deducted	0.18
05/01/2013	PCP2412	Daily Reinvestment of Income	75.86
15/01/2013	PCP2412	Div. for 1495.79 - Threadneedle UK Property Trust Inc	22.32
28/01/2013	PCP2412	Div. for 5034.219 - L&G UK Property Trust Inst Inc	19.53
30/01/2013	PCP2412	Div. for 1853.993 - M&G Short Dated Corporate Bond A Inc	0.96
30/01/2013	PCP2412	Div. for 391.297 - CF Lindsell Train UK Equity Inc	6.70
30/01/2013	PCP2412	Tax Credit 1853.993 - M&G Short Dated Corporate Bond A Inc	0.24
31/01/2013	PCP2412	Div. for 1791.382 - M&G Index Linked Bond A Inc	2.62
31/01/2013	PCP2412	Div. for 56.608 - M&G Gilt & Fixed Interest Income I Inc	1.19
31/01/2013	PCP2412	Tax Credit 1791.382 - M&G Index Linked Bond A Inc	0.62
05/02/2013	PCP2412	Daily Reinvestment of Income	53.32
07/02/2013	PCP2412	Div. for 1184.6 - Threadneedle UK Equity Income Inst Inc	8.43
15/02/2013	PCP2412	Div. for 2635.31 - Ignis UK Property	6.84
26/02/2013	PCP2412	Div. for 1338.45 - Fidelity Money Builder Income Y Dis	4.42
28/02/2013	PCP2412	Div. for 1154.29 - Sarasin International Equity Income A Inc	21.87
28/02/2013	PCP2412	Div. for 1173.947 - Chelverton UK Equity Income Inst Inc	21.39
28/02/2013	PCP2412	Div. for 1778.82 - Ignis UK Property	4.11

**Revenue Account Transactions**

28/02/2013	PCP2412	Div. for 389.977 - JOHCM UK Opps Inst Inc	18.88
05/03/2013	PCP2412	Daily Reinvestment of Income	85.94

\* Unsettled Transaction

Dividends Received									
Trade Date	Portfolio	Fund	Quantity	Gross (£)	UK Tax (£)	Oseas Tax (£)	Equalisation (£)	Net (£)	Cash Received (£)
05/10/2012	PCP2412	Veritas Global Equity Inc A	7.6300	32.80	0.00	0.00	1.21	32.80	34.01
28/10/2012	PCP2412	L&G UK Property Trust Inst Inc	5026.6519	18.89	1.89	0.00	0.77	17.00	17.77
30/10/2012	PCP2412	Franklin Templeton UK Equity Income A Inc	486.0920	21.94	2.19	0.00	0.01	19.75	19.76
31/10/2012	PCP2412	Ignis UK Property	2499.5701	6.46	0.65	0.00	0.00	5.81	5.81
31/10/2012	PCP2412	M&G Global Growth A Inc	459.5550	5.66	0.57	0.00	0.00	5.09	5.09
31/10/2012	PCP2412	Royal London UK Equity Fund A	81.3953	8.53	0.85	0.00	0.31	7.68	7.99
07/11/2012	PCP2412	Threadneedle UK Equity Income Inst Inc	1177.6600	10.42	1.04	0.00	0.00	9.38	9.38
30/11/2012	PCP2412	Chelverton UK Equity Income Inst Inc	1223.0560	12.23	1.22	0.00	0.00	11.01	11.01
30/11/2012	PCP2412	Ignis UK Property	2499.5701	5.22	0.52	0.00	0.00	4.70	4.70
30/11/2012	PCP2412	Sarasin Global Higher Dividend I Inc	1132.8800	17.62	1.76	0.00	0.00	15.86	15.86
30/11/2012	PCP2412	Invesco Perp Income Inc	65.5200	18.96	1.90	0.00	0.19	17.06	17.25
31/12/2012	PCP2412	Old Mutual Global Strategic Bond P Inc	1993.8210	14.73	2.95	0.00	0.12	11.78	11.90
31/12/2012	PCP2412	Ignis UK Property	2635.3101	7.87	0.79	0.00	0.17	7.08	7.25
31/12/2012	PCP2412	Artemis Income Inc	499.6600	19.50	1.95	0.00	0.59	17.55	18.14
31/12/2012	PCP2412	Invesco Perp Corporate Bond Inc	2032.4500	42.75	8.55	0.00	0.19	34.20	34.39
15/01/2013	PCP2412	Threadneedle UK Property Trust Inc	1495.7900	23.24	2.32	0.00	1.40	20.92	22.32
28/01/2013	PCP2412	L&G UK Property Trust Inst Inc	5034.2192	21.68	2.17	0.00	0.02	19.51	19.53
30/01/2013	PCP2412	CF Lindsell Train UK Equity Inc	391.2970	7.44	0.74	0.00	0.00	6.70	6.70
31/01/2013	PCP2412	M&G Index Linked Bond A Inc	1791.3820	3.11	0.62	0.00	0.13	2.49	2.62
07/02/2013	PCP2412	Threadneedle UK Equity Income Inst Inc	1184.6000	9.33	0.93	0.00	0.03	8.40	8.43
15/02/2013	PCP2412	Ignis UK Property	2635.3101	7.60	0.76	0.00	0.00	6.84	6.84
28/02/2013	PCP2412	Chelverton UK Equity Income Inst Inc	1173.9470	23.77	2.38	0.00	0.00	21.39	21.39
28/02/2013	PCP2412	Sarasin Global Higher Dividend I Inc	1154.2900	24.08	2.41	0.00	0.20	21.67	21.87
28/02/2013	PCP2412	JOHCM UK Opportunities A Inc	389.9770	20.50	2.05	0.00	0.43	18.45	18.88
28/02/2013	PCP2412	Ignis UK Property	1778.8199	4.57	0.46	0.00	0.00	4.11	4.11
				<b>388.90</b>	<b>41.67</b>	<b>0.00</b>	<b>5.77</b>	<b>347.23</b>	<b>353.00</b>

Interest Received									
Trade Date	Portfolio	Fund	Quantity	Gross (£)	UK Tax (£)	Oseas Tax (£)	Equalisation (£)	Net (£)	Cash Received (£)
31/10/2012	PCP2412	M&G Gilt & Fixed Interest Income A Inc	638.0040	1.26	0.25	0.00	0.02	1.01	1.03

Interest Received									
31/10/2012	PCP2412	M&G Short Dated Corporate Bond A Inc	1874.5210	1.18	0.24	0.00	0.03	0.94	0.97
31/10/2012	PCP2412	Allianz PIMCO Gilt Yield C Inc	655.1100	12.03	2.41	0.00	0.07	9.62	9.69
30/11/2012	PCP2412	M&G Optimal Income A Inc	1275.9611	28.16	5.63	0.00	0.18	22.53	22.71
30/01/2013	PCP2412	M&G Short Dated Corporate Bond A Inc	1853.9930	1.20	0.24	0.00	0.00	0.96	0.96
31/01/2013	PCP2412	M&G Gilt & Fixed Interest Income I Inc	56.6080	1.49	0.30	0.00	0.00	1.19	1.19
26/02/2013	PCP2412	Fidelity Money Builder Income Y Dis	1338.4500	5.51	1.10	0.00	0.01	4.41	4.42
				<b>50.83</b>	<b>10.17</b>	<b>0.00</b>	<b>0.31</b>	<b>40.66</b>	<b>40.97</b>

Script Dividends Received									
Trade Date	Portfolio	Fund	Quantity	Gross (£)	UK Tax (£)	Oseas Tax (£)	Equalisation (£)	Net (£)	Cash Received (£)
26/10/2012	PCP2412	Fidelity Money Builder Income Y Dis	1952.9000	2.30	0.46	0.00	4.23	1.84	6.07
26/11/2012	PCP2412	Fidelity Money Builder Income Y Dis	1958.2600	7.74	1.55	0.00	0.01	6.19	6.20
26/12/2012	PCP2412	Fidelity Money Builder Income Y Dis	1950.5900	7.64	1.53	0.00	0.01	6.11	6.12
26/01/2013	PCP2412	Fidelity Money Builder Income Y Dis	1955.9200	8.06	1.61	0.00	0.00	6.45	6.46
				<b>25.74</b>	<b>5.15</b>	<b>0.00</b>	<b>4.25</b>	<b>20.59</b>	<b>24.85</b>

Overseas Holding Income Received									
Trade Date	Portfolio	Fund	Quantity	Gross (£)	UK Tax (£)	Oseas Tax (£)	Equalisation (£)	Net (£)	Cash Received (£)
07/12/2012	PCP2412	Dimensional £ Ultra Short Fixed Income GBP Dist	92.4880	4.00	0.00	0.00	0.00	4.00	4.00
				<b>4.00</b>	<b>0.00</b>	<b>0.00</b>	<b>0.00</b>	<b>4.00</b>	<b>4.00</b>

Income Paid to your Bank Account									
No income payments found for this date range.									



Purchases								
Trade Date	Sett Date	Portfolio	Fund	Quantity	Price (£)	Cost / Proceeds (£)	Charge (£)	
15/11/2012	21/11/2012	PCP2412	Franklin Templeton UK Equity Income A Inc	13.781	1.7321	23.87	0.00	
15/11/2012	21/11/2012	PCP2412	JOHCM UK Opportunities A Inc	2.293	1.4784	3.39	0.00	
16/11/2012	22/11/2012	PCP2412	L&G UK Property Trust Inst Inc	7.567	0.4546	3.44	0.00	
16/11/2012	22/11/2012	PCP2412	AXA Framlington American Growth Inc	19.792	2.5778	51.02	0.00	
16/11/2012	22/11/2012	PCP2412	Artemis Income Inc	8.258	1.6554	13.67	0.00	
16/11/2012	22/11/2012	PCP2412	Allianz PIMCO Gilt Yield C Inc	3.94	1.6954	6.68	0.00	
16/11/2012	22/11/2012	PCP2412	Ignis UK Property	135.74	0.8278	112.37	0.00	
16/11/2012	22/11/2012	PCP2412	Invesco Perp Income Inc	1.82	12.8077	23.31	0.00	
16/11/2012	16/11/2012	PCP2412	Veritas Global Equity Inc A	0.36	144.0000	51.84	0.00	
16/11/2012	19/11/2012	PCP2412	M&G Index Linked Bond A Inc	1.09	0.9358	1.02	0.00	
16/11/2012	22/11/2012	PCP2412	Neptune Income A Inc	12.2036	1.4340	17.50	0.00	
16/11/2012	23/11/2012	PCP2412	Sarasin Global Higher Dividend I Inc	21.41	0.9935	21.27	0.00	
16/11/2012	22/11/2012	PCP2412	Old Mutual Global Strategic Bond P Inc	14.466	1.0908	15.78	0.00	
16/11/2012	19/11/2012	PCP2412	M&G Gilt & Fixed Interest Income I Inc	0.346	9.9133	3.43	0.00	
16/11/2012	22/11/2012	PCP2412	Royal London UK Equity Fund A	0.2974	6.9939	2.08	0.00	
16/11/2012	22/11/2012	PCP2412	Liontrust Macro Equity Income	2.987	1.4998	4.48	0.00	
16/11/2012	22/11/2012	PCP2412	CF Trojan Income O Inc	6.701	1.3416	8.99	0.00	
16/11/2012	21/11/2012	PCP2412	Baillie Gifford American B Inc	14.941	2.1371	31.93	0.00	
16/11/2012	22/11/2012	PCP2412	Threadneedle UK Property Trust Inc	4.18	0.7105	2.97	0.00	
16/11/2012	22/11/2012	PCP2412	Threadneedle UK Equity Income Inst Inc	6.94	0.7277	5.05	0.00	
06/12/2012	12/12/2012	PCP2412	Rathbone Income Inst Inc	128.58	6.9636	895.38	0.00	
20/02/2013	26/02/2013	PCP2412	Allianz PIMCO Gilt Yield C Inc	48.05	1.6618	79.85	0.00	
20/02/2013	26/02/2013	PCP2412	Artemis Income I Inc	3.469	1.9429	6.74	0.00	
20/02/2013	26/02/2013	PCP2412	SWIP Defensive Gilt C Inc	25.0899	1.0020	25.14	0.00	
20/02/2013	21/02/2013	PCP2412	M&G Gilt & Fixed Interest Income I Inc	4.222	9.6495	40.74	0.00	
20/02/2013	26/02/2013	PCP2412	M&G Optimal Income Inst Inc	41.571	1.3666	56.81	0.00	
20/02/2013	21/02/2013	PCP2412	M&G Index Linked Bond I Inc	3.956	10.4651	41.40	0.00	
20/02/2013	26/02/2013	PCP2412	Old Mutual Global Strategic Bond P Inc	39.511	1.1574	45.73	0.00	
20/02/2013	26/02/2013	PCP2412	M&G Short Dated Corporate Bond A Inc	89.291	0.2512	22.43	0.00	
20/02/2013	26/02/2013	PCP2412	Invesco Perp Corporate Bond Inc	64.76	0.8777	56.84	0.00	
20/02/2013	26/02/2013	PCP2412	Ignis UK Property I Inc	66.08	0.9808	64.81	0.00	
20/02/2013	27/02/2013	PCP2412	Fidelity Money Builder Income Y Dis	112.34	1.1350	127.51	0.00	
20/02/2013	26/02/2013	PCP2412	CF Trojan Income O Inc	9.011	1.4349	12.93	0.00	
20/02/2013	26/02/2013	PCP2412	Threadneedle UK Property Trust Inc	116.84	0.7124	83.24	0.00	
20/02/2013	26/02/2013	PCP2412	Dimensional £ Ultra Short Fixed Income GBP Dist	4.934	10.0304	49.49	0.00	
20/02/2013	26/02/2013	PCP2412	L&G UK Property Trust Inst Inc	312.808	0.4513	141.17	0.00	
20/02/2013	26/02/2013	PCP2412	AXA Framlington American Growth Z Inc	10.543	1.2511	13.19	0.00	
21/02/2013	27/02/2013	PCP2412	JOHCM UK Opportunities A Inc	11.666	1.5609	18.21	0.00	
27/03/2013	02/04/2013	PCP2412	Jupiter UK Special Situations I Inc	313.95	1.3800	433.25	0.00	
						<b>2618.95</b>	<b>0.00</b>	

Sales

Trade Date	Sett Date	Portfolio	Fund	Quantity	Price (£)	Cost / Proceeds (£)	Charge (£)
16/11/2012	22/11/2012	PCP2412	First State Glb Emerging Mkts Leaders Cls B Acc	-5.264	4.0634	-21.39	0.00
16/11/2012	22/11/2012	PCP2412	First State Asia Pacific Leaders B	-10.481	4.0655	-42.61	0.00
16/11/2012	23/11/2012	PCP2412	Ecclesiastical Amity International B Inc	-16.452	1.7682	-29.09	0.00
16/11/2012	22/11/2012	PCP2412	Invesco Perp Corporate Bond Inc	-69.99	0.8538	-59.76	0.00
16/11/2012	22/11/2012	PCP2412	M&G Short Dated Corporate Bond A Inc	-20.528	0.2499	-5.13	0.00
16/11/2012	22/11/2012	PCP2412	M&G Global Growth I Inc	-0.02	10.5000	-0.21	0.00
16/11/2012	22/11/2012	PCP2412	M&G Optimal Income A Inc	-14.559	1.3256	-19.30	0.00
16/11/2012	22/11/2012	PCP2412	SWIP Defensive Gilt A Inc	-1.8937	1.1670	-2.21	0.00
16/11/2012	22/11/2012	PCP2412	Rathbone Global Opps Acc	-5.93	0.8836	-5.24	0.00
16/11/2012	22/11/2012	PCP2412	Liontrust Special Sits Institutional	-7.512	2.2231	-16.70	0.00
16/11/2012	23/11/2012	PCP2412	Fidelity Money Builder Income Y Dis	-13.12	1.1486	-15.07	0.00
16/11/2012	22/11/2012	PCP2412	CF Lindsell Train UK Equity Inc	-17.967	1.4566	-26.17	0.00
16/11/2012	22/11/2012	PCP2412	Dimensional £ Ultra Short Fixed Income GBP Dist	-0.384	10.0521	-3.86	0.00
16/11/2012	27/11/2012	PCP2412	Chelverton UK Equity Income Inst Inc	-49.109	0.7357	-36.13	0.00
06/12/2012	12/12/2012	PCP2412	Neptune Income A Inc	-600.0851	1.4940	-896.53	0.00
02/01/2013	08/01/2013	PCP2412	First State Glb Emerging Mkts Leaders Cls B Acc	-76.794	4.2777	-328.50	0.00
02/01/2013	08/01/2013	PCP2412	L&G UK Property Trust Inst Inc	-1631.009	0.4289	-699.54	0.00
02/01/2013	08/01/2013	PCP2412	Allianz PIMCO Gilt Yield C Inc	-211.11	1.6725	-353.08	0.00
02/01/2013	08/01/2013	PCP2412	Invesco Perp Corporate Bond Inc	-621.04	0.8692	-539.81	0.00
02/01/2013	08/01/2013	PCP2412	Invesco Perp Income Inc	-21.19	13.2827	-281.46	0.00
02/01/2013	08/01/2013	PCP2412	Ignis UK Property	-856.49	0.8626	-738.81	0.00
02/01/2013	03/01/2013	PCP2412	M&G Gilt & Fixed Interest Income I Inc	-18.084	9.7462	-176.25	0.00
02/01/2013	08/01/2013	PCP2412	Artemis Income Inc	-163.591	1.7397	-284.60	0.00
02/01/2013	08/01/2013	PCP2412	Liontrust Macro Equity Income	-181.011	1.5683	-283.88	0.00
02/01/2013	08/01/2013	PCP2412	First State Asia Pacific Leaders B	-76.411	4.2350	-323.60	0.00
02/01/2013	08/01/2013	PCP2412	SWIP Defensive Gilt A Inc	-125.8311	1.1610	-146.09	0.00
02/01/2013	09/01/2013	PCP2412	Sarasin Global Higher Dividend I Inc	-372.44	1.0160	-378.41	0.00
02/01/2013	08/01/2013	PCP2412	Old Mutual Global Strategic Bond P Inc	-646.527	1.1129	-719.52	0.00
02/01/2013	08/01/2013	PCP2412	Liontrust Special Sits Institutional	-80.634	2.3159	-186.74	0.00
02/01/2013	08/01/2013	PCP2412	AXA Framlington American Growth Inc	-121.389	2.6000	-315.61	0.00
02/01/2013	09/01/2013	PCP2412	Ecclesiastical Amity International B Inc	-176.771	1.8550	-327.91	0.00
02/01/2013	08/01/2013	PCP2412	M&G Optimal Income A Inc	-399.309	1.3455	-537.27	0.00
02/01/2013	08/01/2013	PCP2412	Royal London UK Equity Fund A	-25.3812	7.4890	-190.08	0.00
02/01/2013	03/01/2013	PCP2412	M&G Index Linked Bond I Inc	-53.848	10.0366	-540.45	0.00
02/01/2013	08/01/2013	PCP2412	Rathbone Global Opps Acc	-350.08	0.9276	-324.74	0.00
02/01/2013	08/01/2013	PCP2412	M&G Short Dated Corporate Bond A Inc	-586.133	0.2488	-145.83	0.00
02/01/2013	08/01/2013	PCP2412	M&G Global Growth I Inc	-30.203	11.0343	-333.27	0.00
02/01/2013	08/01/2013	PCP2412	Rathbone Income Inst Inc	-40.51	6.9965	-283.43	0.00
02/01/2013	03/01/2013	PCP2412	Veritas Global Equity Inc A	-2.53	149.5534	-378.37	0.00
02/01/2013	08/01/2013	PCP2412	CF Lindsell Train UK Equity Inc	-121.964	1.5339	-187.08	0.00

Sales							
02/01/2013	09/01/2013	PCP2412	Fidelity Money Builder Income Y Dis	-623.12	1.1430	-712.23	0.00
02/01/2013	08/01/2013	PCP2412	CF Trojan Income O Inc	-203.863	1.3762	-280.55	0.00
02/01/2013	08/01/2013	PCP2412	Threadneedle UK Equity Income Inst Inc	-370.25	0.7680	-284.35	0.00
02/01/2013	08/01/2013	PCP2412	Threadneedle UK Property Trust Inc	-487.19	0.7081	-344.98	0.00
02/01/2013	08/01/2013	PCP2412	Dimensional £ Ultra Short Fixed Income GBP Dist	-29.239	10.0198	-292.97	0.00
02/01/2013	08/01/2013	PCP2412	Franklin Templeton UK Equity Income A Inc	-156.012	1.8264	-284.94	0.00
02/01/2013	08/01/2013	PCP2412	JOHCM UK Opportunities A Inc	-126.199	1.4810	-186.90	0.00
02/01/2013	07/01/2013	PCP2412	Baillie Gifford American B Inc	-142.033	2.2390	-318.01	0.00
02/01/2013	11/01/2013	PCP2412	Chelverton UK Equity Income Inst Inc	-374.482	0.7759	-290.56	0.00
20/02/2013	26/02/2013	PCP2412	Franklin Templeton UK Equity Income W Inc	-14.675	1.2068	-17.71	0.00
21/02/2013	27/02/2013	PCP2412	Veritas Global Equity Inc A	-0.09	173.6667	-15.63	0.00
21/02/2013	27/02/2013	PCP2412	Baillie Gifford American B Inc	-19.203	2.4600	-47.24	0.00
21/02/2013	27/02/2013	PCP2412	CF Lindsell Train UK Equity Inc	-15.519	1.7024	-26.42	0.00
21/02/2013	27/02/2013	PCP2412	Chelverton UK Equity Income Inst Inc	-37.865	0.8385	-31.75	0.00
21/02/2013	27/02/2013	PCP2412	Ecclesiastical Amity International B Inc	-21.993	2.0470	-45.02	0.00
21/02/2013	27/02/2013	PCP2412	First State Asia Pacific Leaders B	-1.916	4.4937	-8.61	0.00
21/02/2013	27/02/2013	PCP2412	First State Glb Emerging Mkts Leaders Cls B Acc	-2.719	4.5164	-12.28	0.00
21/02/2013	27/02/2013	PCP2412	Invesco Perp Income Inc	-0.66	14.3485	-9.47	0.00
21/02/2013	27/02/2013	PCP2412	Liontrust Macro Equity Income	-7.432	1.6725	-12.43	0.00
21/02/2013	27/02/2013	PCP2412	Liontrust Special Sits Institutional	-1.322	2.4433	-3.23	0.00
21/02/2013	27/02/2013	PCP2412	M&G Global Growth I Inc	-5.355	12.1176	-64.89	0.00
21/02/2013	27/02/2013	PCP2412	Rathbone Global Opps Inst Acc	-9.5	1.0200	-9.69	0.00
21/02/2013	27/02/2013	PCP2412	Rathbone Income Inst Inc	-0.46	7.4130	-3.41	0.00
21/02/2013	27/02/2013	PCP2412	Royal London UK Equity M Acc	-15.1228	1.0990	-16.62	0.00
21/02/2013	27/02/2013	PCP2412	Sarasin International Equity Income I Inc	-10.43	1.1582	-12.08	0.00
25/02/2013	01/03/2013	PCP2412	Threadneedle UK Equity Income Inst Inc	-12.64	0.8046	-10.17	0.00
						<b>-13525.87</b>	<b>0.00</b>

Corporate Actions						
Trade Date	Portfolio	Action ID	Fund	Quantity	Description	
04/12/2012	PCP2412	68	M&G Index Linked Bond A Inc	-1791.382	Conversion of A units to I units	
04/12/2012	PCP2412	68	M&G Index Linked Bond I Inc	168.001	Conversion of A units to I units	
22/01/2013	PCP2412	104	M&G Optimal Income A Inc	-862.093	Conversion from A Class to I Class	
22/01/2013	PCP2412	104	M&G Optimal Income Inst Inc	861.21	Conversion from A Class to I Class	
25/01/2013	PCP2412	94	AXA Framlington American Growth Inc	-251.749	Conversion of R Class to Z Class	
25/01/2013	PCP2412	94	AXA Framlington American Growth Z Inc	577.054	Conversion of R Class to Z Class	
07/02/2013	PCP2412	118	Rathbone Global Opps Acc	-729.9	Conversion from Acc to Inst Acc	
07/02/2013	PCP2412	115	Franklin Templeton UK Equity Income A Inc	-343.861	Conversion from A Class to W Class	
07/02/2013	PCP2412	118	Rathbone Global Opps Inst Acc	724.35	Conversion from Acc to Inst Acc	
07/02/2013	PCP2412	115	Franklin Templeton UK Equity Income W Inc	546.582	Conversion from A Class to W Class	
08/02/2013	PCP2412	113	SWIP Defensive Gilt A Inc	-271.1747	Conversion of A Class to C Class	
08/02/2013	PCP2412	113	SWIP Defensive Gilt C Inc	315.4	Conversion of A Class to C Class	
08/02/2013	PCP2412	124	Sarasin Global Higher Dividend I Inc	-781.85	Conversion of A Inc to I Inc	
08/02/2013	PCP2412	124	Sarasin International Equity Income I Inc	751.24	Conversion of A Inc to I Inc	
08/02/2013	PCP2412	119	Royal London UK Equity Fund A	-56.3115	Conversion of A Class to M Class	
08/02/2013	PCP2412	119	Royal London UK Equity M Acc	401.6101	Conversion of A Class to M Class	
11/02/2013	PCP2412	120	Artemis Income Inc	-344.327	Conversion of R Class to I Class	
11/02/2013	PCP2412	120	Artemis Income I Inc	327.943	Conversion of R Class to I Class	
18/02/2013	PCP2412	126	Ignis UK Property	-1778.8199	Conversion of Retail to Inst	
18/02/2013	PCP2412	126	Ignis UK Property I Inc	1568.88	Conversion of Retail to Inst	